


Where to go: Continue through the Life in the Past exhibit. Around the corner, on the left is where the mastodon and giant beaver are found.



21. What was the mastodon's main source of food?

Where to go: After looking at the mastodon, head to the right away from Finn the Megalodon to go to the Plant and Life Cycle exhibit.

22. According to the panel to the right, what is the energy source of all life?

Where to go: Go through the Plant and Life Cycle exhibit and take a right to enter the South Carolina Habitats Exhibit

23. Which of these habitats do you live in?

24. Name an animal you see in your habitat.

25. Now take a picture in front of your habitat and share it with your teacher or chaparone!

Questions? Feel free to email us at educators@scmuseum.org

K-2nd Grade

Name: _____

Teacher: _____

Class/Grade: _____



4th Floor

Where to Go: Start at the large fort near the glass elevator and stairs

1. During the Revolutionary War, Fort Moultrie was very unique because it was made out of _____.
a. Bricks b. Palmetto Logs c. Dirt d. Rocks

Where to go: Walk to the left and around behind Fort Moultrie to find the Native American exhibit.

2. Can you draw a tool Native Americans would have used?



Where to go: Walk to the right when you exit the Native American exhibit to enter the Antebellum exhibit on the left.



3. _____, _____, and _____ are a few words Gullah has contributed to American English.

Where to go: When you reach the Hunley, go left. J.W. Jenney's Country Store is behind the Berry schoolhouse on your left.

4. Circle all of the things that you can find here at the store.

- Shirt Collars Telephone
- Mailboxes Bread
- Apples Lightbulbs Eggs
- Canned Food Milk



Where to go: Turn around and head into the Berry schoolhouse. The entrance is on the opposite side of where you are standing.

5. Can you name 4 things about this school that are different from your school?




1. _____
2. _____
3. _____
4. _____

2nd Floor

Where to go: Go down the main stairs to get to the 2nd floor, underneath Finn the Shark, where the next answers will be found.

18. In this area, there is the megalodon and great white shark. Can you draw the other type of shark?



Where to go: To the right of Finn the Shark and to the left of the SC map, you will find the Dynamic Earth exhibit.

19. How many millions of years ago were all the continents of Earth combined?

- a. 5
- b. 50
- c. 200



20. What is the color and name of our state gemstone?

3rd Floor

Where to go: Go down the main staircase to the third floor to "The Best Friend of Charleston."



9. The "Best Friend of Charleston" is a _____.

- a. Boat
- b. Horse
- c. Train
- d. Person


Where to go: After looking at "The Best Friend of Charleston," turn around to look at the exhibit behind you.

10. What is the large wooden object on display?

Where to go: Walk toward and around the glass elevator. The Textile exhibit will be in front of you to the left.


11. The South Carolina State Museum used to be a mill that processed _____.

- a. Cotton
- b. Cement
- c. Wood
- d. Bricks



Where to go: The Ford Model T can be found to the left when exiting the Textile exhibit, past the Dodge Pick-Up Truck and the Hupmobile.

12. What year is the Ford Model T?
- a. 1955
 - b. 1914
 - c. 1927
 - d. 1908



Where to go: Turn around go towards the giant tractor tire. Just past that to the left is The Rocks and Minerals exhibit.

13. How many types of rocks and minerals can you count here in the SC mining exhibit?

- a. 9
- b. 13
- c. 5
- d. 15



Where to go: Walk towards the aircraft carrier and turn left to get to the Shrimping exhibit.


14. Which of the following is not a color of shrimp that is harvested off the coast of South Carolina?

- a. Pink
- b. White
- c. Black
- d. Brown

Where to go: Keep going to the aircraft carrier to get to the Aviation exhibit.

15. The name of the model aircraft carrier that launched the Doolittle Raid is the USS _____

16. Can you draw the shape of the wing that works best for travel?




Where to go: After looking through the Aviation exhibit, go back towards "The Best Friend of Charleston" and turn left to visit the Hands-On Science exhibits.

17. What do you see in the Zoetrope when you spin it very fast?

Where to go: When you exit the schoolhouse, walk to the right of the millhouse room and the Boeing observatory and collection will be in front of you.

6. By the Boeing observatory you can find a large collection of these instruments used to see things that are very far away like planets and stars. What are they?

- a. Lightbulbs
- b. Telescopes
- c. Glasses
- d. Magnifying glasses




Where to go: After checking out the Robert B. Arial telescope collection and the Boeing observatory, walk back towards the Mill Life exhibit that you passed before.



7. Circle all of the things that you can find here in the bedroom:

- Comb Telephone Teddy bear
- Ironing board Toothpaste
- Baby doll Violin Plate of Food

Where to go: Walk back towards the main staircase and find the H.L. Hunley on your left.



8. The H.L. Hunley had _____ crewmen.

- a. 10
- b. 12
- c. 9
- d. 6